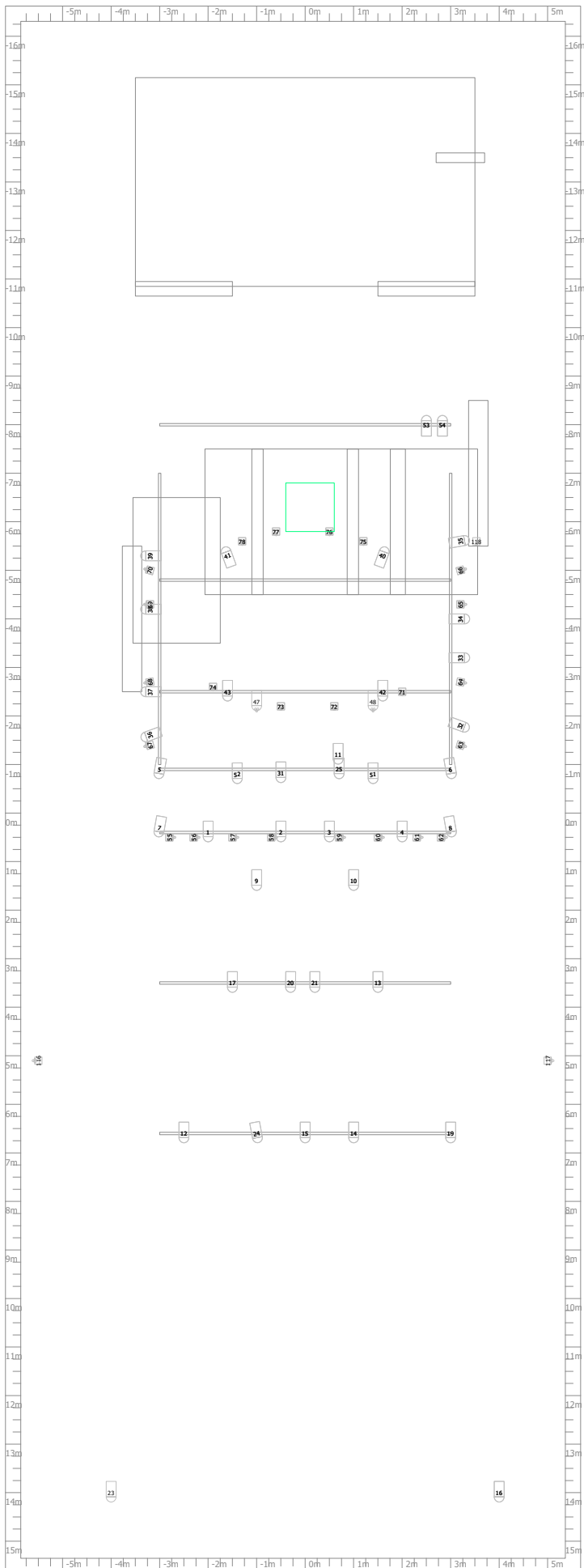
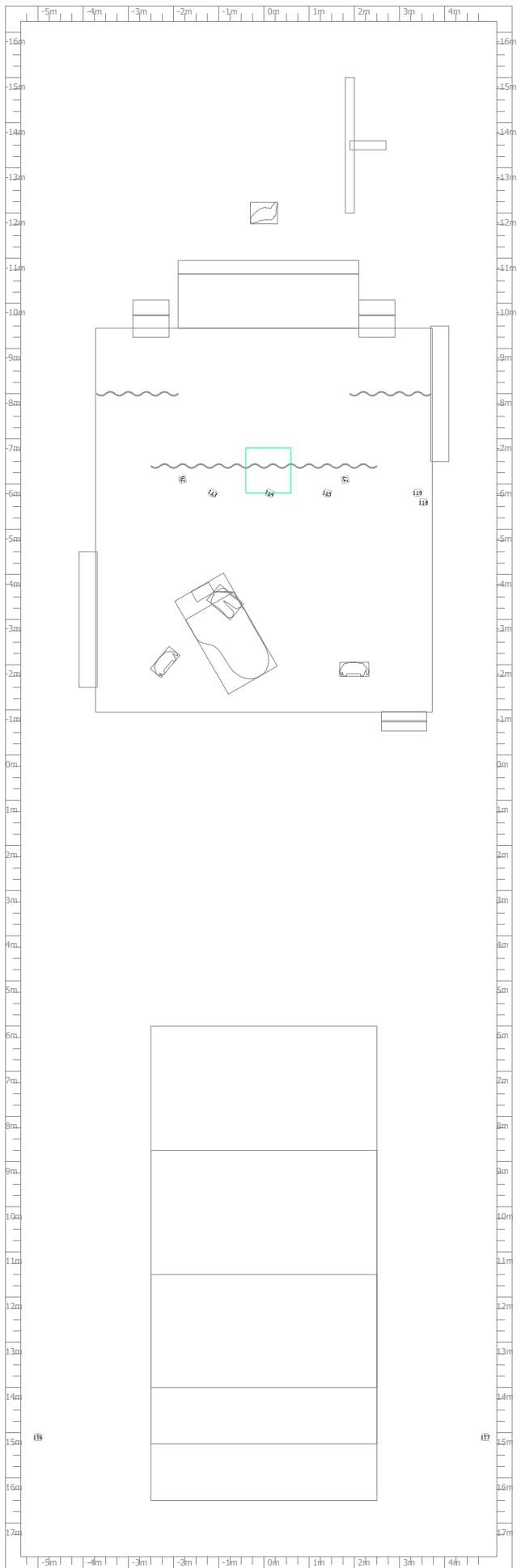


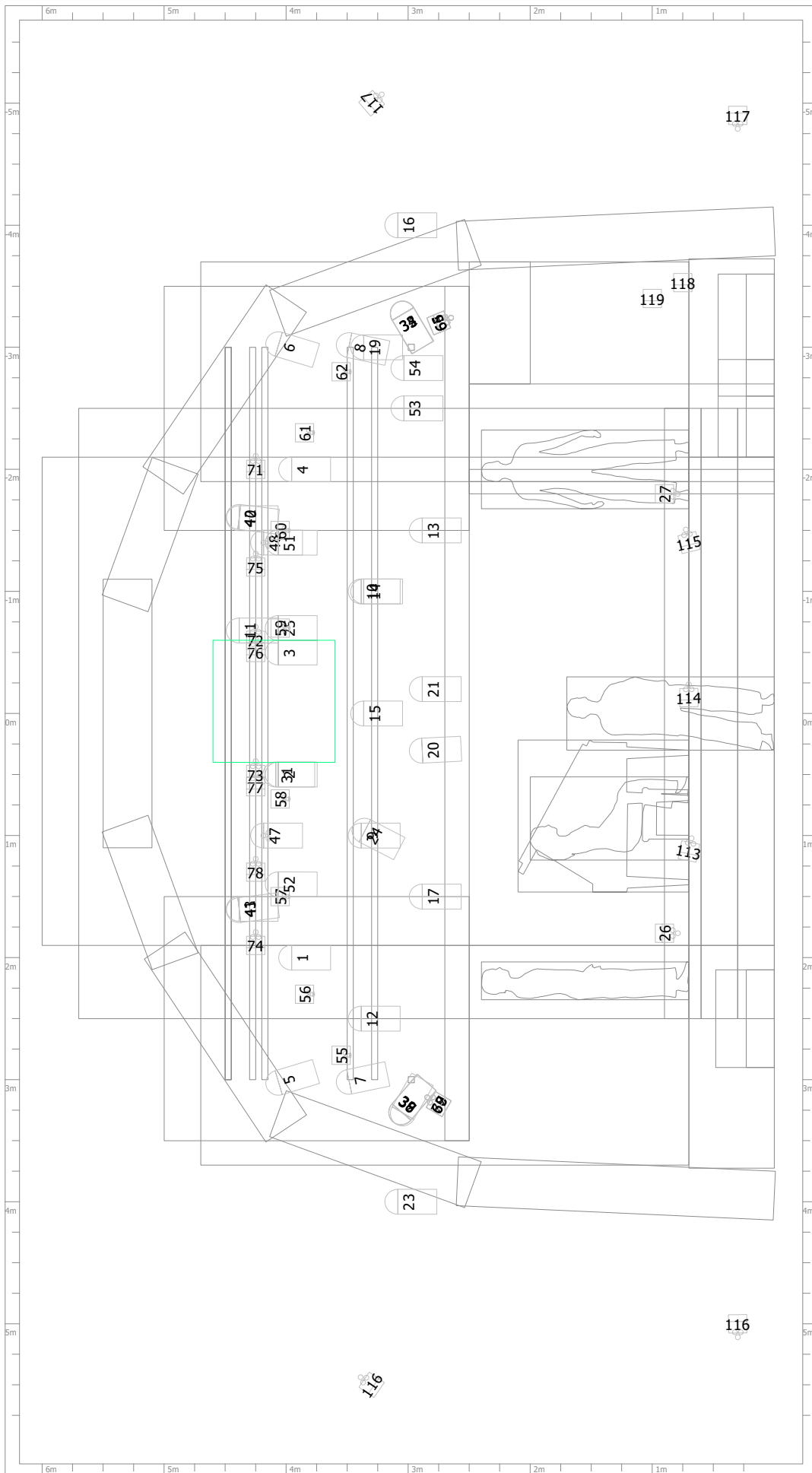
KT Patch and Stage_039 : Flown Plot Heads



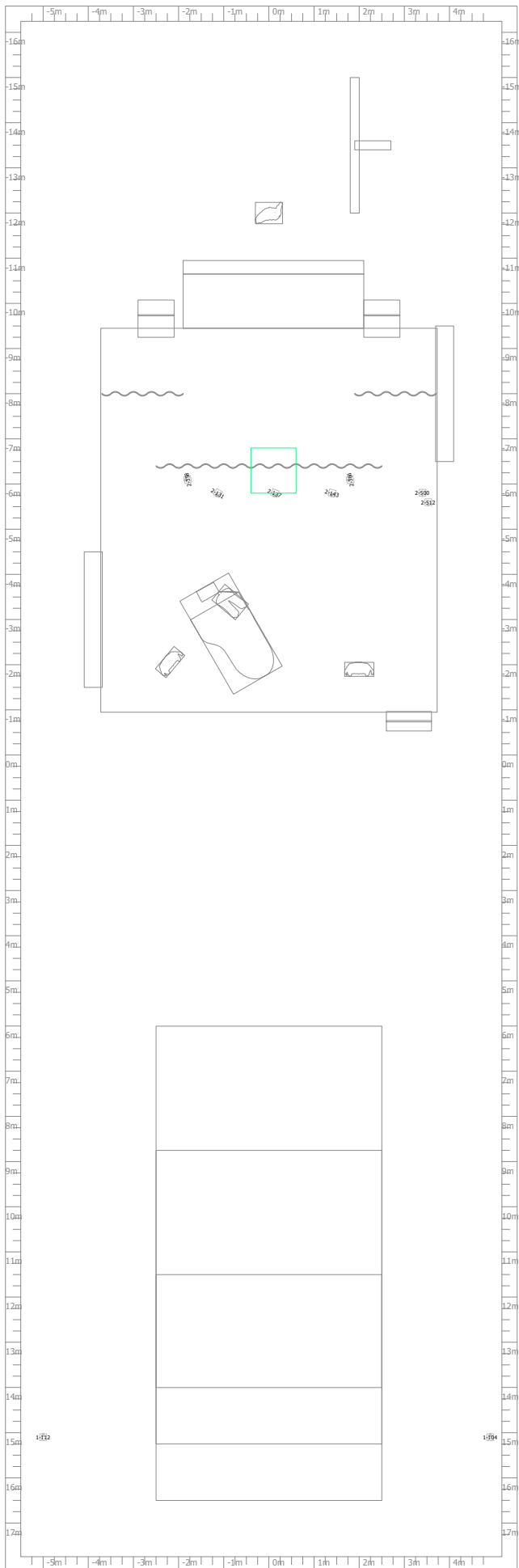
KT Patch and Stage_039 : Floor Plot Heads



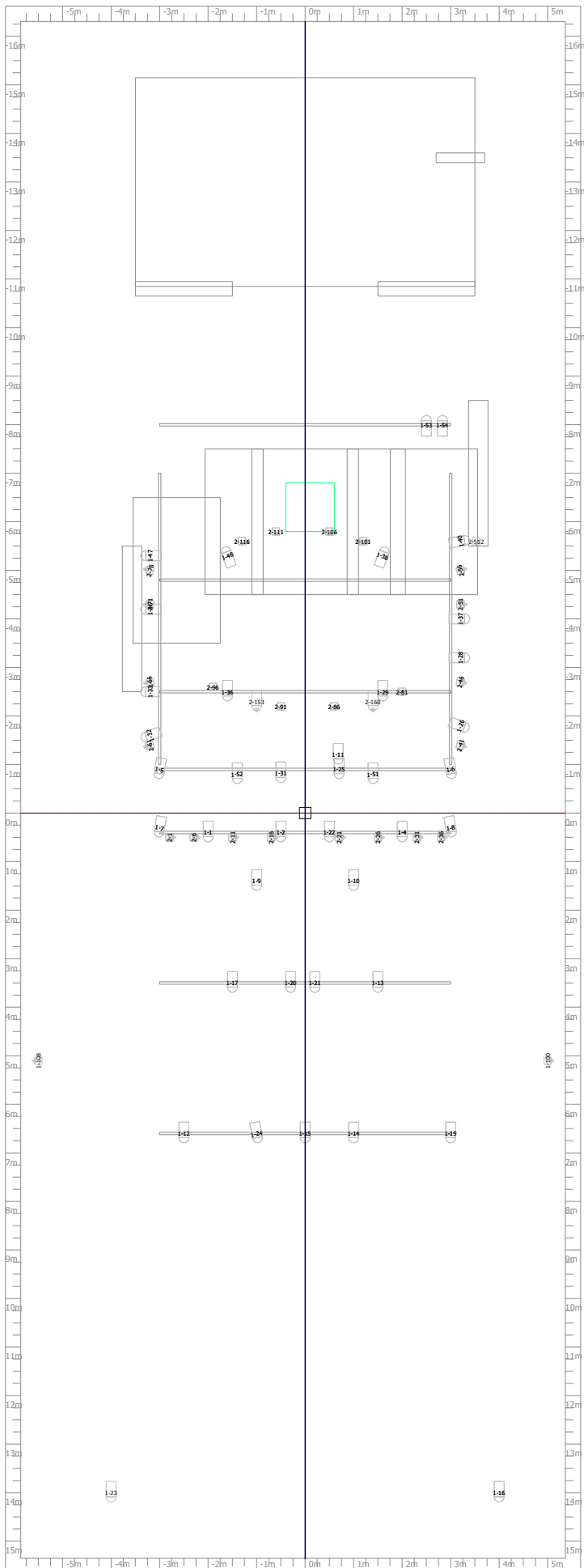
KT Patch and Stage_039 : Front Plot Heads



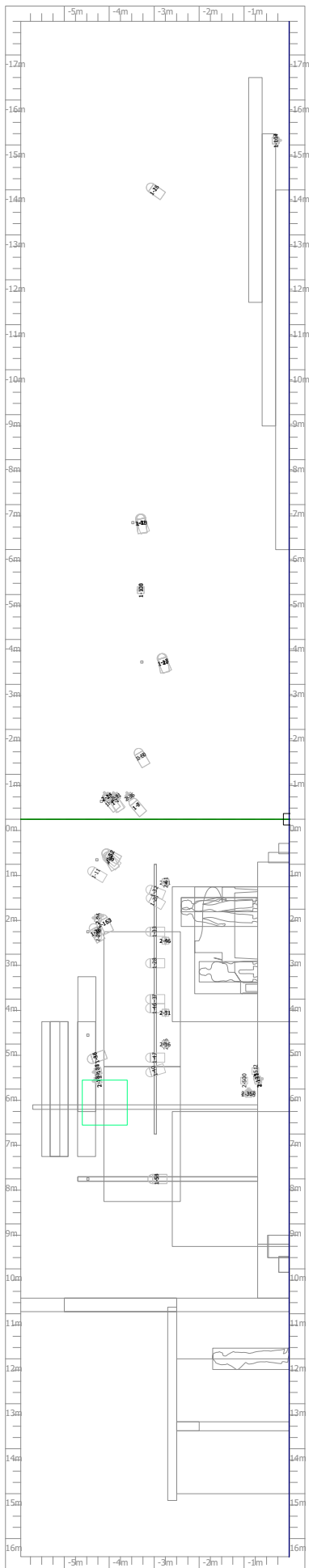
KT Patch and Stage_039 : Floor Plot DMX



KT Patch and Stage_039 : Rigging Plan



KT Patch and Stage_039 : Rigging Side Elevation



KT Patch and Stage_039 : Fixture Patch

Head No	DMX	Position	Hang	Manufacturer	Model	Mode
26	02-358			Prolights	DisplayCobFC	8ch
27	02-366			Prolights	DisplayCobFC	8ch
47	02-153			Color Imaginatic	ParZoom1915	7ch
48	02-160			Color Imaginatic	ParZoom1915	7ch
55	02-001	Pipe 2		Prolights	DisplayCobFC	5ch
56	02-006	Pipe 2		Prolights	DisplayCobFC	5ch
57	02-011	Pipe 2		Prolights	DisplayCobFC	5ch
58	02-016	Pipe 2		Prolights	DisplayCobFC	5ch
59	02-021	Pipe 2		Prolights	DisplayCobFC	5ch
60	02-026	Pipe 2		Prolights	DisplayCobFC	5ch
61	02-031	Pipe 2		Prolights	DisplayCobFC	5ch
62	02-036	Pipe 2		Prolights	DisplayCobFC	5ch
63	02-041	Pipe Seite R		Prolights	DisplayCobFC	5ch
64	02-046	Pipe Seite R		Prolights	DisplayCobFC	5ch
65	02-051	Pipe Seite R		Prolights	DisplayCobFC	5ch
66	02-056	Pipe Seite R		Prolights	DisplayCobFC	5ch
67	02-061	Pipe Seite L		Prolights	DisplayCobFC	5ch
68	02-066	Pipe Seite L		Prolights	DisplayCobFC	5ch
69	02-071	Pipe Seite L		Prolights	DisplayCobFC	5ch
70	02-076	Pipe Seite L		Prolights	DisplayCobFC	5ch
71	02-081	Pipe 2nd Row		Prolights	DisplayCobFC	5ch
72	02-086	Pipe 2nd Row		Prolights	DisplayCobFC	5ch
73	02-091	Pipe 2nd Row		Prolights	DisplayCobFC	5ch
74	02-096	Pipe 2nd Row		Prolights	DisplayCobFC	5ch
75	02-101	Pipe 3rd row		Prolights	DisplayCobFC	5ch
76	02-106	Pipe 3rd row		Prolights	DisplayCobFC	5ch
77	02-111	Pipe 3rd row		Prolights	DisplayCobFC	5ch
78	02-116	Pipe 3rd row		Prolights	DisplayCobFC	5ch
113	02-131			Prolights	Lumipix16H	6ch
114	02-137			Prolights	Lumipix16H	6ch
115	02-143			Prolights	Lumipix16H	6ch
116	01-112			Philips	SL eStrip10	4ch
116	01-108			Philips	SL eStrip10	4ch
117	01-104			Philips	SL eStrip10	4ch
117	01-100			Philips	SL eStrip10	4ch
119	02-500			Stairville	HF-900	3ch

Head No	Head Name	Beam Angle	Gel	Position	Hang	DMX	DMX	DMX	DMX	DMX	DMX
1	Profiler Mini 1	10°		Pipe 2		01-001					
2	Profiler Mini 2	10°		Pipe 2		01-002					
3	Profiler Mini 3	10°		Pipe 2		01-022					
4	Profiler Mini 4	10°		Pipe 2		01-004					
5	Fres 5	30°		Pipe 1		01-005					
6	Fres 6	30°		Pipe 1		01-006					
7	Fres 7	40°		Pipe 2		01-007					
8	Fres 8	40°		Pipe 2		01-008					
9	ADB 9 2KW	60°		Pipe 2		01-009					
10	ADB 10 2kW	60°		Pipe 2		01-010					
11	Fres 11	60°		Pipe 2		01-011					
12	Fres 12	20°		Pipe 4		01-012					
13	Fres 13			Pipe 3		01-013					
14	PC 14	20°		Pipe 4		01-014					
15	Fres 15	20°		Pipe 4		01-015					

KTP Bathhaus Sings 0099 Fixtures and Props

Head No	Head Name	Beam Angle	Gel	Position	Hang	DMX	DMX	DMX	DMX	DMX	DMX
427	Dimmer					03-002					
447	Dimmer					03-003					

Name	Position	Size	Weight of fixtures	DMX Universes
KT Room	(0.0, -3.0) 0.0	(36.0x5.0x10.0)	0.0	
Piano	(-0.8, -2.7) 0.7	(1.8x1.4x1.4)	0.0	
Stage	(0.0, -5.2) 0.0	(8.5x0.7x7.4)	0.0	
Model Wall	(0.1, -10.8) 0.0	(0.3x6.0x4.0)	0.0	
Stair 1 R	(2.5, -9.5) 0.0	(0.5x0.5x0.8)	0.0	
Stair 2 R	(2.5, -9.9) 0.0	(0.3x0.2x0.8)	0.0	
Stair 3 L	(-2.5, -9.5) 0.0	(0.5x0.5x0.8)	0.0	
Stair 4 L	(-2.5, -9.9) 0.0	(0.3x0.2x0.8)	0.0	
Hinterb Lager	(0.1, -10.1) 0.0	(1.2x0.7x4.0)	0.0	
Decke Lichtlage	(0.0, -13.0) 2.5	(4.3x0.2x7.0)	0.0	
Wall R	(2.5, -10.8) 2.5	(0.3x2.5x2.0)	0.0	
Wall L	(-2.5, -10.8) 2.5	(0.3x2.5x2.0)	0.0	
Wall Gad	(1.9, -13.5) 0.0	(0.2x2.5x3.0)	0.0	
Toilett	(3.2, -13.5) 2.0	(0.2x0.5x1.0)	0.0	
Man	(0.0, -12.0) 0.0	(2.0x0.0x0.5)	0.0	
Stair ON 1 R	(3.1, -0.9) 0.0	(0.2x0.5x1.0)	0.0	
Stair ON 2 R	(3.1, -0.6) 0.0	(0.2x0.2x1.0)	0.0	
People 2	(2.0, -1.9) 0.7	(0.0x0.0x0.0)	0.0	
People 3	(-2.2, -2.1) 0.7	(0.0x0.0x0.0)	0.0	
People 4	(-0.9, -3.4) 0.7	(0.0x0.0x0.0)	0.0	
Toilette Wall	(2.3, -13.5) 0.0	(0.2x2.5x0.8)	0.0	
Tunnel 1 R	(4.0, -8.0) 0.0	(3.0x2.6x0.4)	0.0	
Tunnel 2 L	(-4.0, -3.0) 0.0	(3.0x2.6x0.4)	0.0	
Tunnle 3 R	(3.9, -7.0) 2.5	(3.0x1.7x0.4)	0.0	
Tunel 4 L	(-3.9, -4.0) 2.5	(3.0x1.7x0.4)	0.0	
Tunel 5	(-3.4, -5.0) 4.0	(3.0x1.8x0.4)	0.0	
Tunnel 6	(3.4, -6.0) 4.0	(3.0x1.8x0.4)	0.0	
Tunel 7	(2.0, -6.0) 4.9	(3.0x1.2x0.4)	0.0	
Tunnel 8	(-2.0, -6.0) 4.9	(3.0x1.2x0.4)	0.0	
Tunnel Decke	(1.1, -6.0) 5.3	(3.0x2.2x0.4)	0.0	
Vorhang 1	(0.0, -6.4) 0.7	(0.1x5.0x5.0)	0.0	
Drape 2	(2.8, -8.0) 0.7	(0.1x4.0x1.8)	0.0	
Drape 3	(-2.8, -8.0) 0.7	(0.1x4.0x1.8)	0.0	
Pipe 2nd Row	(-3.0, -2.5) Trim: 4.5	Length: 6.0 (0.1x0.1)	0.0	2
Pipe 1	(-3.0, -0.9) Trim: 4.3	Length: 6.0 (0.1x0.1)	0.0	
Pipe 2	(-3.0, 0.4) Trim: 4.2	Length: 6.0 (0.1x0.1)	0.0	2
Pipe 3	(-3.0, 3.5) Trim: 3.3	Length: 6.0 (0.1x0.1)	0.0	
Pipe 3rd row	(-3.0, -4.8) Trim: 4.5	Length: 6.0 (0.1x0.1)	0.0	2
Pipe 4	(-3.0, 6.6) Trim: 3.5	Length: 6.0 (0.1x0.1)	0.0	
Tribhne	(0.0, 10.0) 0.0	(8.0x0.3x5.0)	0.0	
Trib 2	(0.0, 12.0) 0.3	(6.5x0.3x5.0)	0.0	
Form 27	(0.0, 14.0) 0.6	(5.0x0.3x5.0)	0.0	
Tracker Zone 1	(0.1, -6.3) 4.1	(1.0x1.0x1.0)	0.0	
Pipe Seite R	(3.0, -1.0) Trim: 3.0	Length: 6.0 (0.1x0.1)	0.0	2
Pipe Seite L	(-3.0, -1.0) Trim: 3.0	Length: 6.0 (0.1x0.1)	0.0	2
Pipe 9	(-3.0, -8.0) Trim: 4.5	Length: 6.0 (0.1x0.1)	0.0	

Weights include only fixtures for which the weight is specified in MagicQ. The indicated weight does not include rigging, cableing or the truss itself.